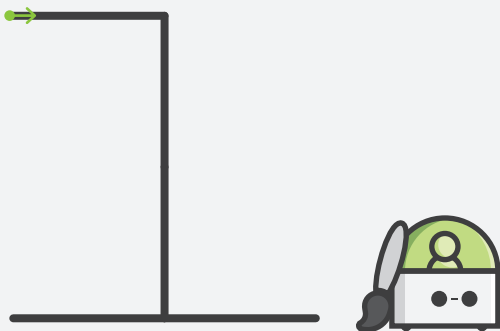


A sequence of six green square blocks with white icons: an upward arrow, a rightward arrow with three dots above it, an upward arrow with a blue square containing the number '2' below it, a leftward arrow with three dots above it, an upward arrow, and a downward arrow with a blue square containing the number '2' below it. Below the blocks is a 2x6 grid of light-gray dots.







2



3




A Scratch-style code editor with a light beige background. It contains two rows of code blocks. The first row consists of five blocks: a dark green 'Repeat' block with a play icon and the number '3' in a blue box below it; a light green 'Move Up' block; a light green 'Move Right' block with three dots; a dark green 'Repeat' block with a square icon; and a light green 'Move Right' block with three dots. The second row consists of four blocks: a dark green 'Repeat' block with a play icon and the number '3' in a blue box below it; a light green 'Move Up' block; a light green 'Move Right' block with three dots; and a dark green 'Repeat' block with a square icon. There are small grey dots in the background of the workspace.

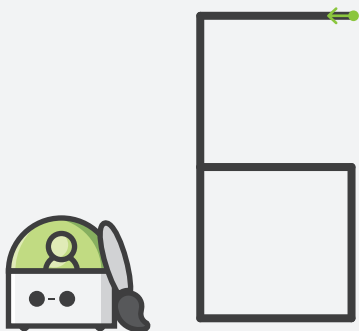





A sequence of six green square buttons with white icons: a play button with circular arrows, an up arrow, a left arrow with three dots, a square with circular arrows, a down arrow, and a left arrow with three dots. Below these buttons is a blue square with the number '3', followed by a green square with an up arrow. The rest of the area is a grid of dots.




A grid of programming blocks for drawing the number 4. The first row contains three light green blocks: an upward arrow, a leftward arrow with three dots, and another upward arrow. The second row contains four dark green blocks: a play button with circular arrows, an upward arrow, a leftward arrow with three dots, and a square with circular arrows. A blue block with the number '4' is positioned below the first block of the second row. The grid has a light beige background with faint dots in the empty spaces.



A 3x6 grid workspace for drawing numbers. The top row contains three green blocks: an upward arrow, a sequence of three dots followed by a rightward arrow, and another upward arrow. A blue block with the number '2' is positioned below the second green block. The remaining cells in the grid are empty, each containing a small grey dot.








3

2



A large light-brown rounded rectangle containing a sequence of coding blocks. The top row consists of six green blocks: an upward arrow, a rightward arrow with three dots, an upward arrow, a leftward arrow with three dots, a downward arrow, and a leftward arrow with three dots. Below the first and fifth blocks are blue blocks with the number '2'. Below the first block is another green upward arrow block. The rest of the area contains a grid of light gray dots.

