


A sequence of six Scratch-style code blocks arranged in a row. The first three blocks are green: an upward arrow block with a blue '2' below it, a rightward arrow block with three dots and a blue '120°' below it, and another upward arrow block with a blue '2' below it. The next three blocks are also green: a downward arrow block, a leftward arrow block with three dots and a blue '60°' below it, and another downward arrow block. Below the blocks is a large light-yellow rectangular area with a grid of 12 faint grey dots (2 rows by 6 columns).




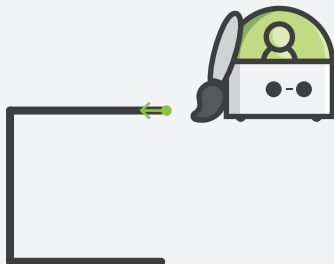


4



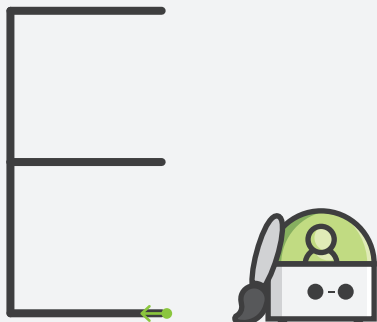
4









A Scratch-style code editor with a light beige background. It contains two rows of code blocks. The first row consists of five blocks: a dark green 'Repeat' block with a play icon and the number '3' in a blue box below it; a light green 'Move Up' block; a light green 'Move Right' block with three dots; a dark green 'Repeat' block with a square icon and the number '3' in a blue box below it; and a light green 'Move Right' block with three dots. The second row consists of four blocks: a dark green 'Repeat' block with a play icon and the number '3' in a blue box below it; a light green 'Move Up' block; a light green 'Move Right' block with three dots; and a dark green 'Repeat' block with a square icon. Below the code blocks are six small grey dots, representing a drawing area.



The image shows a Scratch-style block editor with two rows of code blocks. The first row starts with a blue 'Repeat' block with the number '3'. Inside this block is a green 'Repeat' block with the number '4'. Inside the green block is a light green 'Move up 1 step' block. The second row starts with a blue 'Repeat' block with the number '2'. Inside this block is a green 'Repeat' block with the number '4'. Inside the green block is a light green 'Move up 1 step' block. There are empty slots for blocks in the second row of the first row and the second row of the second row.




2 2

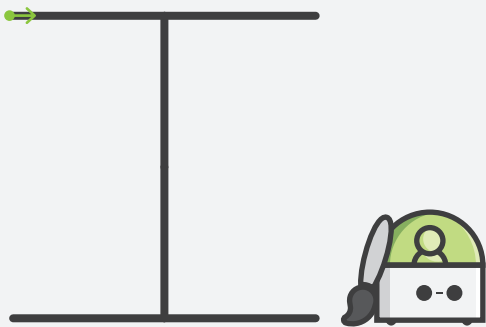


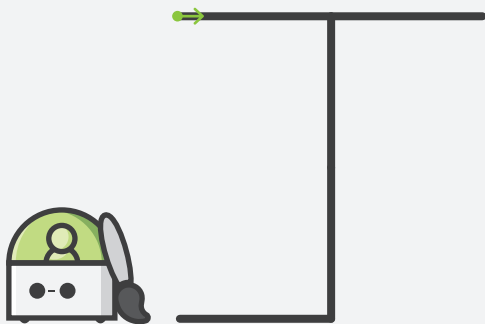



A grid of 11 blocks arranged in two rows. The top row contains six blocks: a dark green block with a circular arrow icon, a light green block with an up arrow, a light green block with a left arrow and three dots, a dark green block with a square and circular arrow icon, a light green block with a left arrow and three dots, and a light green block with an up arrow. Below the first block is a blue box with the number '3'. Below the last block is a blue box with the number '2'. The bottom row contains five light green blocks with icons: a down arrow, a right arrow and three dots, an up arrow, a left arrow and three dots, and an up arrow. There are also six small grey dots in the bottom row, one under each block in the row above.




A coding workspace with a grid of green blocks. The top row contains six blocks: an upward arrow, a downward arrow, a rightward arrow with three dots, an upward arrow, a rightward arrow with three dots, and an upward arrow. Below the first and fourth blocks are blue boxes containing the number '2'. The second row contains two downward arrow blocks followed by four empty blocks with a central dot. The third row contains six empty blocks with a central dot.


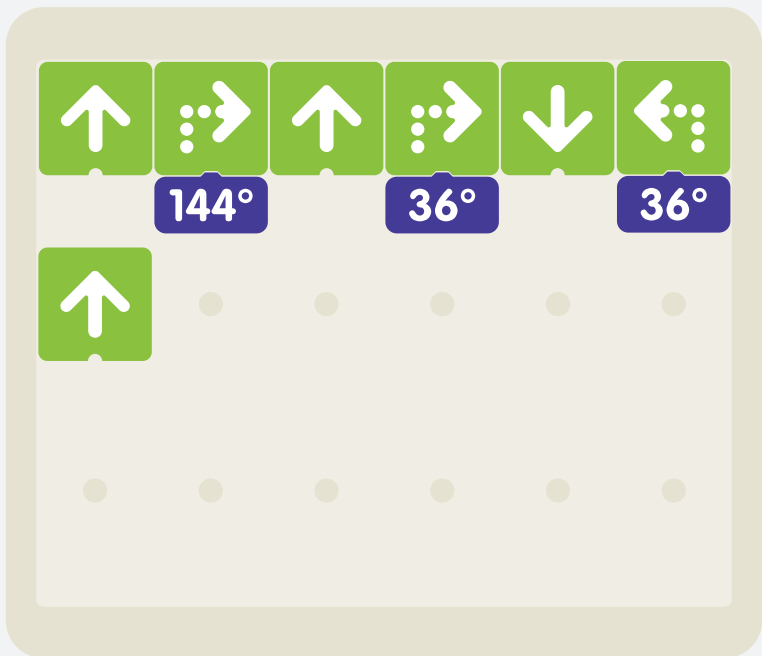




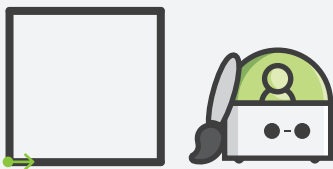


A 6x3 grid of dots. In the top-left corner, there are three green blocks: the first contains an upward arrow, the second contains a leftward arrow with three dots, and the third contains an upward arrow. Below the first green block is a blue block containing the number '2'.













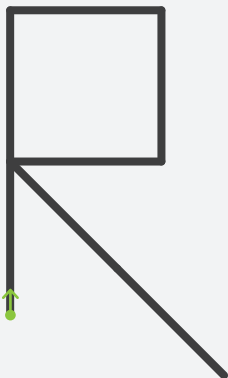


4






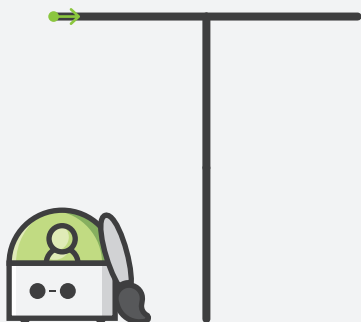
A 5x5 grid workspace for coding. The top row contains five blocks: an upward arrow, a play button with a circular arrow, an upward arrow, a rightward arrow with three dots, and a square with a circular arrow. A blue block with the number '4' is attached to the bottom of the first play button block. The second row contains a leftward arrow with three dots and a downward arrow. A purple block with '60°' is attached to the bottom of the leftward arrow block, and a blue block with '2' is attached to the bottom of the downward arrow block. The rest of the grid is empty.



A large light beige rounded rectangle containing a grid of green directional icons. The top row has six icons: up, left, up, left, up, and right. The second row has three icons: up, left, and down, followed by three empty slots with grey dots. The bottom row has six empty slots with grey dots.



A 6x3 grid workspace for drawing. The top row contains four green blocks: an up arrow with a blue '2' below it, a down arrow, a right arrow with three dots above it, and another up arrow with a blue '2' below it. The rest of the grid is empty with faint dots.



A sequence of five green square blocks. The first, third, and fifth blocks contain a white upward arrow icon. The second and fourth blocks contain a white leftward arrow icon with three dots to its right. Below the first and fifth blocks are blue rounded rectangles containing the white number '2'. Below the entire sequence is a 2x5 grid of light gray dots.



